



## Lord of the Rings Scenic Explorer

Embark on an epic journey through Middle-Earth as you explore the iconic filming locations from The Lord of the Rings and The Hobbit movies. Visit the enchanting Hobbiton Village, a must-see for any Tolkien fan, and traverse the dramatic Canterbury high country, home to Mt. Potts and Mt. Sunday, famously known as Edoras. Drive through the stunning Mackenzie Country near Aoraki-Mt. Cook National Park, where breathtaking backdrops bring Middle-Earth to life. In Queenstown, join the renowned Nomad Safari of the Scenes tour to discover legendary sites like the Forest of Lothlórien and Ithilien Camp. Immerse yourself in the magic of Tolkien's world on this unforgettable New Zealand adventure!

Starts in: Auckland  
 Finishes in: Queenstown  
 Length: 14days / 13nights  
 Accommodation: Motels  
 Can be customised: Yes

This itinerary can be customised to suit you perfectly. We can add more days, remove days, change accommodations, mix it up, add activities to suit your interests or simply design and create something from scratch. Call us today to get your custom New Zealand itinerary underway.



### Inclusions:

Includes: Late model rental cars  
 Includes: Unlimited kms  
 Includes: Airport & ferry terminal rental car fees  
 Includes: Comprehensive tour pack (detailed itinerary, driving instructions, map/guidebooks, brochures)  
 Included activity: Private Transfer Auckland Airport to your Auckland Accommodation with Tourcorp  
 Included activity: Lord of the Rings Queenstown Tour with Nomad Safaris  
 Included activity: Behind the Scenes Tour at Hobbiton  
 Included activity: Sky Waka Gondola Sightseeing Trip with Whakapapa - Open Dated Voucher  
 Included activity: Interislander Ferry Wellington to Picton  
 Included activity: Lord of the Rings Edoras Tour with Hassle Free Tours - Lunch Included

Includes: Fully inclusive rental car insurance (excess may apply)  
 Includes: GPS navigation  
 Includes: Additional drivers  
 Includes: 24/7 support while touring New Zealand  
 Included activity: Electronic Travel Guide and In-Country Support App  
 Included activity: Lord of the Rings Glenorchy Tour with Nomad Safaris  
 Included activity: Hairy Feet Scenic Film Location Tour  
 Included activity: Lord of The Rings Full Day Tour with Kaewa Tours  
 Included activity: Hobbit Barrel Run Kayak Trip with Pelorus Eco Adventures

## Day 1



### Private Transfer Auckland Airport to your Auckland Accommodation with Tourcorp

You will be met at the Auckland airport by the driver and transferred to your Auckland accommodation.

---

### Welcome to Auckland

Kia ora! Welcome to Auckland, known in Māori as Tāmaki Makaurau. Auckland is New Zealand's vibrant "City of Sails," and the country's largest metropolitan area. Nestled between the Pacific Ocean and the Tasman Sea, it offers something for everyone. Surrounded by native bush, lush rainforests, and pristine beaches, Auckland is a haven for both adventurers and urban explorers. Wander through world-class museums and galleries in the city centre or enjoy a peaceful retreat at the Auckland Gardens, where stunning landscapes showcase New Zealand's diverse flora. Stroll along the lively waterfront to savour fresh seafood and international cuisine at the Viaduct restaurants. For an unforgettable perspective, ascend the iconic SkyTower, New Zealand's tallest structure, and take in panoramic views of the city and its picturesque islands.

---

### Your accommodation: Adina Apartment Hotel Auckland Britomart

Adina Apartment Hotel Auckland, Britomart is only minutes away from Queen's Wharf harbour in the heart of Auckland's CBD. Offering stylish, modern studio rooms and apartments, ideal for families, modern explorers or business travellers.



## Day 2



### Explore Auckland

Perched on the edge of a large natural harbour, New Zealand's "City of Sails" offers the best of both worlds. Sandy beaches, native bush and lush rainforests give way to a vibrant urban culture, humming with life. Spend time in the Viaduct Harbour, try your hand at sailing an America's Cup yacht or take the ferry to nearby Waiheke Island for a gourmet food and wine experience. If you're looking for a lovely walk, venture to the top of Auckland's highest volcano, Mt Eden, and take in soaring views of the gulf or hop on the short ferry to Rangitoto Island and hike to the top of the volcanic island. Immerse yourself in nature's beauty at the expansive Auckland Botanical Garden's, sprawled across 156 acres of lush land and native forest on Hill Road. Pack a picnic, soak up the sunshine, and delight in the melodious birdsong during a peaceful lunch. Head up to the Sky Tower, standing at just over 300m tall (about 1,000 feet) and have a meal in the 360-degree revolving restaurant. Scale the outermost perimeter of the Harbour Bridge or test your stomach and bungee off both. To end your day, catch a cab to Ponsonby Road and sample some upmarket culinary delights.

---

### SUGGESTED ACTIVITY - Wētā Workshop Unleashed

Explore worlds of horror, sci-fi and fantasy in the making. An exciting, realistic, and authentic experience, with three fully developed and original film concepts: A nail-biting horror Fauna, a fantasy epic Age of the Ever-Clan, and the mind-bending sci-fi Origins.

A 90-minute guided experience through fully themed environments, including immersive horror, fantasy, and sci-fi story worlds. Be immersed by a specially-created unique sweeping cinematic soundtrack, animatronic creatures, physical and digital interactives, hyper-realistic sculpted giants and characters, a horror house experience, and much more.

---

### SUGGESTED ACTIVITY - Intro into Special Effects at Wētā Workshop Unleashed

Ever wanted to design a gruesome wound inflicted by a terrifying monster and apply it using prosthetic effects? Now's your chance! At Wētā Unleashed Intro to Special Effects workshop, the talented crew at Wētā Workshop Unleashed will teach you the insider tricks to create realistic, spine-chilling effects that will have your friends cringing in terror—and laughing in disbelief! In this hands-on creative experience, you'll step into the shoes of a practical effects artist, crafting ghastly injuries like those seen in blockbuster movies. It's your opportunity to bring horror to life and leave everyone impressed (and a little scared)!

---



## Your accommodation: Adina Apartment Hotel Auckland Britomart

Adina Apartment Hotel Auckland, Britomart is only minutes away from Queen's Wharf harbour in the heart of Auckland's CBD. Offering stylish, modern studio rooms and apartments, ideal for families, modern explorers or business travellers.



---

## Day 3



### Collect Rental Car

Choose a car to best suit your needs from our fantastic rental car range. From compact economy, hatchbacks to prestige SUVs.&nbsp;

---

### Auckland to Hobbiton via Matamata

Head southbound on State Highway one through the lush farmland and dairy pastures of the Waikato region. The Bombay Hills mark the outer boundary of the greater Auckland area and its here you turn inland towards Matamata. This is the real Middle Earth, and you'll see many locations used in the filming of The Lord of The Rings and The Hobbit, as well as visiting the actual set of Hobbiton.

---

### Behind the Scenes Tour at Hobbiton

Immerse yourself in the magic of Middle-earth on this exclusive walking tour of the Hobbiton Movie Set. In a small group of up to 30, explore the iconic 12-acre set, wander past famous Hobbit Holes and Bagshot Row, and step inside a Hobbit's home. Relax at The Green Dragon Inn with a drink from the Southfarthing range, then savour a hearty banquet lunch at The Millhouse, with second helpings encouraged. Go behind the scenes in the Art Department's workshop to uncover the craftsmanship behind Hobbiton's enchanting details. Conclude your adventure with a Hobbit-style platter of cheese, chutneys, and fruit at a hidden spot with stunning views.

---

### Matamata to Waitomo

Travel towards the coast today, stopping first in the charming town of Cambridge. With its English country village ambience, Cambridge boasts delightful cafes, antique stores, and a picturesque village green. As the heart of New Zealand's equine industry, the town also features an impressive bronze horse sculpture honouring its rich history. Along the way you'll pass through Otorohanga known for its "Kiwiana" energy, from here it's a short drive to the iconic limestone hills of Waitomo, home to its world-famous cave complex and breathtaking underground wonders.

---

### SUGGESTED ACTIVITY - Glow Worm Caves Tour with Discover Waitomo

Explore a 30 million year old cave network spread across three levels. You'll travel deep underground through the limestone caves viewing stalactites and stalagmites as well as hearing about the caves historical and geological significance. You'll then hop into a boat and glide silently through the glow worm grotto - a galaxy of tiny living lights.

---

### Your accommodation: Waitomo Caves Guest Lodge

The guest lodge is situated right in the heart of Waitomo Caves Village, in a peaceful garden setting, with beautiful views over the surrounding countryside. Opposite the award-winning Huhu cafe and just a couple of minutes walk from the Waitomo i-SITE Visitor and Discovery Centre.



---

## Day 4



## Waitomo to Piopio

On your short drive south from Waitomo you'll pass through the rugged rural countryside of the King Country, named after the Maori King Tawhiao who lived in exile here in the mid 1800's. Your destination of Piopio is home to the Mangaotaki Rocks which formed the striking backdrop for scenes in the Hobbit movies, including the troll and campfire scenes. As well as a tour of the film location, Piopio is home to the Crafty Pigeon and Fat Pigeon cafe; where you can stop for lunch and browse for New Zealand crafts.

---

## Hairy Feet Scenic Film Location Tour

Visit the stunning farm location at Mangaotaki Rocks Piopio - near Waitomo - where the troll and campfire scenes in 'The Hobbit' were filmed. You'll see the towering limestone cliffs, massive rock formations and primeval forest that make up the location for Staddle Farm and Trollshaws. You can also have your photo taken in the exact spot where Bilbo received his magical sword 'Sting' from Gandalf. You'll join a personally guided tour of several key filming locations including the site where the Orcs and Wargs began attacking and the 'exit from the cave' containing the troll hoard.

---

## Piopio to Whakapapa Village

Travel south into the heart of the Central Volcanic Plateau, Tongariro National Park. Leaving the limestone hills of Piopio, follow the road through lush King Country pastures, named after the Maori King Tawhiao who lived here in exile during the mid-1800s. Continue to arrive in this World Heritage Park, home to three active volcanoes - Tongariro, Ruapehu and Ngauruhoe - as well as many walking tracks, adventure activities and the renowned Tongariro Crossing.

---

## Sky Waka Gondola Sightseeing Trip with Whakapapa - Open Dated Voucher

During the summer months you can take advantage of the skifield facilities and take the gondola over Mt Ruapehu's otherworldly terrain. You'll travel to an altitude of 2020 metres where you'll be treated to magnificent views of Tongariro National Park, including the iconic peaks of Mt Ruapehu, Mt Tongariro and Mt Ngauruhoe, the latter featured as Mt Doom in the Lord of the Rings movies.

---

## Your accommodation: Skotel Alpine Resort

Located in the tussock on the edge of the Whakapapa Village in the heart of the Tongariro National Park The Skotel Alpine Resort offers a wonderful atmosphere and well equipped rooms to relax and enjoy the region from.



---

## Day 5



## Whakapapa Village to Wellington

This drive takes you to New Zealand's capital, Wellington. Leaving Whakapapa Village, make your way through the Rangipo Desert, skirting the edges of the Tongariro National Park, one of New Zealand's three world heritage sites. Catch a glimpse of the volcanically active Mt Ruapehu and Lord of the Rings fans, will appreciate the view of Mt. Ngauruhoe, better known as Mt Doom. Continue south to the rural towns of Taihape, Mangaweka, and Bulls before arriving on the spectacular Kapiti Coast before arriving in Wellington City.

---

## Wellington

Wellington known in Māori as Te Upoko o Te Ika a Maui is home to New Zealand's centre of government. Often referred to as 'mini Melbourne', this windy city is a melting pot of art, culture, food, and fashion. Quirky laneway bars, underground art shows, and hipster eateries make up its inner-city vibe, while a host of sandy beaches outside the urban bustle bring a cheerful holiday feel. Head to Te Papa Museum for a history lesson and a ticket to one of its many international exhibitions or jump aboard the Wellington Cable Car - the only running funicular railway in the country. For those with an eye for boutique, fashion wander through Cuba St to sample some of the city's best vintage stores. Break for coffee at a hipster cafe and be sure to snap a pic outside the 'Beehive', New Zealand's parliamentary debate chamber. Go behind the scenes at Weta Workshop Experience, the Oscar Award Winning design studio behind Lord Of The Rings, The Hobbit, and Avatar. If you're a foodie at heart, a two-hour round trip to Martinborough is a must-do. Take your time as you wind through spectacular wine country. For an educational day out, learn about New Zealand's native species at Zealandia, the world's first fully-fenced eco-sanctuary and home to over 40 types of endangered and native birds.

---

## Your accommodation: Adina CityLife Wellington [Formerly Heritage CityLife Wellington]

Adina CityLife Wellington is a suite style hotel with every amenity required for a comfortable stay, as well as being in a superb location to explore the compact city centre. Situated on Lambton Quay, you'll find the best shopping, tourist attractions and cultural landmarks all within easy walking distance.



## Day 6



### Lord of The Rings Full Day Tour with Kaewa Tours

Explore the enchanting world of Wellington with a full-day tour of iconic filming locations from The Lord of the Rings. Begin with a behind-the-scenes guided tour of the award-winning Weta Workshop, where movie magic comes to life. Wander through Rivendell, stroll the Fords of Isen, and walk in the footsteps of Gandalf and Saruman in the Gardens of Isen. Visit the sites of Helm's Deep and the River Anduin, and relive the moments from the "Shortcut to Mushrooms" and "Get off the Road" scenes on Mt. Victoria. Enjoy panoramic views of Wellington's city and harbor from Mt. Victoria and take a scenic drive through the charming Eastern suburbs. A must-do experience for any fan of Middle-earth!

## Your accommodation: Adina CityLife Wellington [Formerly Heritage CityLife Wellington]

Adina CityLife Wellington is a suite style hotel with every amenity required for a comfortable stay, as well as being in a superb location to explore the compact city centre. Situated on Lambton Quay, you'll find the best shopping, tourist attractions and cultural landmarks all within easy walking distance.



## Day 7



### Interislander Ferry Wellington to Picton

The 92 km journey between Wellington and Picton takes around 3 hours and has been described as 'one of the most beautiful ferry rides in the world'. Leaving Wellington Harbour the ferry passes many interesting points such as Pencarrow Head on top of which is New Zealand's oldest lighthouse (1859). Red Rocks is home to a seal colony and Oterangi Bay is the site which recorded the country's highest ever wind speed of 268 kph (167 mph).

From the Cook Strait spectacular views of the Kaikōura Ranges on the South Island can be enjoyed and dolphins and many sea birds are often seen. Around one hour of the cruise takes you through the Marlborough Sounds and this region of bush covered mountains, small islands, crystal clear waters and secluded bays offer remarkable photographic opportunities. The final leg of the cruise travels through Queen Charlotte Sound before coming to an end in the picturesque town of Picton.

### Collect Rental Car

Choose a car to best suit your needs from our fantastic rental car range. From compact economy, hatchbacks to prestige SUVs. &nbsp;

### Hobbit Barrel Run Kayak Trip with Pelorus Eco Adventures

Immerse yourself in Sir Peter Jackson's 'The Hobbit'. Journeying down the Beautiful Pelorus River you'll see actual filming locations including the rocks where Bilbo Baggins stood, the place where the dwarfs exited the barrels and the exact location where Kili was shot. Not just for Lord of the Rings fans, this spectacular kayaking trip will enthrall anyone wanting to experience the beauty of New Zealand's rivers. It is important you read and understand the risks associated with this activity. For more information please see here.



## Your accommodation: Harbour View Motel

Spacious, self contained accommodation with views of the harbour and marina. Studio units each with its own private balcony, just minutes from the water's edge and a short stroll to town.



---

## Day 8



### Picton to Christchurch

From Picton you cross the hills of the Marlborough ranges as you head towards one of the most spectacular coastlines of the South Island, the Kaikōura Coast. The road hugs the shore for around 50 kilometres and offers many chances to view native wildlife such as seabirds and New Zealand fur seals. To the east are the turquoise waters of the South Pacific Ocean and to the west are the towering Kaikōura Ranges. Kaikōura Township is a bustling place with many cafes, restaurants and shops, but the main reason for visiting here is the wildlife. Whale Watch Kaikōura is New Zealand's only marine-based whale-watching company offering visitors an exciting up-close encounter with the Giant Sperm Whale at all times of the year. The drive from Kaikōura to Christchurch continues to follow the spectacular coastline before heading inland and through North Canterbury's major wine region, the Waipara Valley to arrive in Christchurch City.


### Christchurch

Christchurch known in Māori as Ōtautahi, is the largest metro area in the South Island. Commonly referred to as New Zealand's "Garden City", Christchurch is home to one of the biggest public parks in the country, and beautiful botanic gardens. The city was hit with devastating earthquakes in 2010 and 2011, now the city crosses the line between its English heritage and a new modern architecture. To take in some arts and culture, pay a visit to the Canterbury Museum or the Christchurch Art Gallery. Take a step back in time with a tram around the city or punt along the Avon River. If tasting your way around the city is your means of travel, try out a cultural eating tour. A short drive from the CBD will lead you to the outskirts of the Banks Peninsula beachside suburb of Sumner or through the tunnel to Lyttleton Harbour which hosts fantastic markets on Saturday mornings.

---

## Your accommodation: Terra Vive Luxury Suites and Apartments

Terra Vive Luxury Suites and Apartments offer luxury accommodation in the heart of Christchurch City. Situated within the beautiful tree-lined street of Bealey Avenue, Terra Vive is ideally located in close proximity to the shops, restaurants and cafes.



---

## Day 9



### Lord of the Rings Edoras Tour with Hassle Free Tours - Lunch Included

Step into the world of Middle-earth on the Lord of the Rings Edoras Tour and visit the stunning filming location of Edoras at Mt Potts High Country Station. Explore the remote and breathtaking Mt Sunday, transformed into the capital city of Rohan for the iconic trilogy. Immerse yourself in the unspoiled beauty of this incredible area, surrounded by crystal-clear lakes, vibrant blue rivers, and crisp mountain air. A must-do experience for any Lord of the Rings fan!


## Your accommodation: Terra Vive Luxury Suites and Apartments

Terra Vive Luxury Suites and Apartments offer luxury accommodation in the heart of Christchurch City. Situated within the beautiful tree-lined street of Bealey Avenue, Terra Vive is ideally located in close proximity to the shops, restaurants and cafes.



---

## Day 10



### Christchurch to Aoraki-Mt Cook National Park

Drive through the heart of the South Island, crossing the vast Canterbury plains. Catch your breath in Geraldine before continuing through Fairlie. Ascending Burkes pass you'll come to the picturesque town of Lake Tekapo. Follow the road and take in the view of Aoraki-Mt Cook (New Zealand's tallest mountain) from the shores of Lake Pukaki, known for its glacier fed turquoise blue colour. Continue along the lake to your final destination Aoraki-Mt Cook Village.

---

### SUGGESTED ACTIVITY - Glacier Explorers

Experience 500-year-old icebergs up close on the Aoraki-Mt Cook terminal lake. The Glacier Explorers tour is the only one of its kind in New Zealand and one of only three in the world! Very few glaciers terminate into lakes and even fewer of them are accessible. See towering ice cliffs and floating icebergs from the safety of a specially designed boat. These boats provide a safe way to view unseen and inaccessible areas of New Zealand's largest glacier The Tasman.

---

### Your accommodation: Mt Cook Motel

Mt Cook Motel, nestled in the heart of Mt. Cook Village, offers spacious self-contained units that provide comfort and convenience. Each unit is surrounded by breathtaking alpine mountain views, making it the perfect retreat for nature lovers and adventurers alike.



---

## Day 11



### Aoraki Mt Cook National Park to Queenstown

Leaving the alpine region of Aoraki Mt Cook, you'll travel through the lakeside town of Twizel, then a little further to Omarama the gliding capital of New Zealand. Continue on over the Lindis Pass, one of New Zealand's highest roads with a summit of 971 metres. Arrive in the quaint village of Tarras, then continue on a short way to the historic Bendigo Reserve, one of Otago's original gold mining settlements. Follow the road to Cromwell, and keep going through the sheer cliffs of the Kawarau Gorge towards Gibbston, one of New Zealand's premier wine growing regions. See the historic Kawarau Bridge where you can bungy jump or relax and watch others take the plunge. Approaching Queenstown, the Remarkables mountain range comes into view as you arrive into the adventure capital of New Zealand.

---

### Explore Queenstown

Well-known as New Zealand's 'adventure capital', Queenstown is home to a range of adventures, from the world's first and most famous bungy jumps to jet boat thrills, white-water rafting, and skydiving. However, Queenstown offers far more than a fast-paced, action-packed holiday. Settled on the shores of beautiful Lake Wakatipu beneath a soaring panorama of the Remarkables Mountain Range, this alpine town is surrounded by many historic, gastronomic, and scenic wonders. Take a stroll through the beautiful lakefront parks and gardens, browse through market stalls on weekends, dine in wonderful al-fresco restaurants, or ride on the 100-year-old historic Steamship - TSS Earnslaw to Walter Peak Station. Take the Queenstown Gondola up to Bob's Peak and soak up the panoramic views of the magnificent lake and mountain ranges. And after all of that, if you do want the adrenaline rush, Queenstown is known for taking your pick from the Shotover Jet, Canyon Swing, Zipline, Luge, or Heli-hike.



## SUGGESTED ACTIVITY - Lord of the Rings and Glacier Explorer Flight with Glacier Southern Lakes Helicopters

On this Lord of the Rings Glacier Explorers flight, you'll fly through the land where many parts of the Lord of the Rings trilogy were filmed along with the chance to fly with our most experienced pilot, Alfie Speight, who was the principal filming pilot for the series.

Fly along the Shotover River to the scene where Arwen turns to face the Nazgul at the Ford of Bruinen. Fly over the mountain range from the opening scene of The Two Towers on the way to landing on a glacier alongside the Misty Mountains and get a sense of what it might be like to cross The Redhorn Pass. Head across to Glenorchy via the Dart Valley and Mount Earnslaw to see the natural features you may better recognize as Isengard, Amon Hen, and Lothlorien. Experience a second landing amongst one of these scenes to truly feel immersed in Middle-earth.

---

### Your accommodation: Scenic Suites Queenstown

Scenic Suites Queenstown offers guests exquisite style, comfort and spectacular views over Lake Wakatipu and the Southern Alps. The hotel prides itself on its 4-star hospitality that will make your stay in Queenstown even more memorable.



---

## Day 12



### Lord of the Rings Queenstown Tour with Nomad Safaris

A thrilling Lord of the Rings Queenstown Safari, combining breathtaking filming locations with exhilarating 4WD action. Discover the magic of Middle-earth as expert guides bring Tolkien's world to life with fascinating facts and tales. Visit iconic sites like the Misty Mountains, the Pillars of the Kings (Argonath), and more. Travel along a historic gold mining road, try your hand at gold panning, and soak in spectacular panoramic views of Queenstown's stunning landscapes. A must for any Lord of the Rings fan and adventure seeker!

---

### Your accommodation: Scenic Suites Queenstown

Scenic Suites Queenstown offers guests exquisite style, comfort and spectacular views over Lake Wakatipu and the Southern Alps. The hotel prides itself on its 4-star hospitality that will make your stay in Queenstown even more memorable.



---

## Day 13



### Lord of the Rings Glenorchy Tour with Nomad Safaris

For those keen on Lord Of The Rings this is the tour for you. Go on a scenic adventure through some of the iconic locations used in the filming. Although none of the sets are left behind, the landscapes will be instantly recognisable. Follow the shores of Lake Wakatipu to the small town of Glenorchy and enjoy the spectacular views of the Remarkables Range as you drive. From Glenorchy, you'll head into the beech forests of Paradise, located on the outskirts of Mount Aspiring National Park - before heading up the Dart Valley and back. Film locations you'll see include Isengard, Lothlorien, Ithilien Camp and the Seat of Seeing.

---

### Your accommodation: Scenic Suites Queenstown

Scenic Suites Queenstown offers guests exquisite style, comfort and spectacular views over Lake Wakatipu and the Southern Alps. The hotel prides itself on its 4-star hospitality that will make your stay in Queenstown even more memorable.





## Day 14



### Return your vehicle to Queenstown Airport

Explore more of Queenstown before dropping your rental car at the airport depot and continuing your onward journey.

---

### Farewell from Aotearoa-New Zealand

Bid farewell to New Zealand, taking with you unforgettable memories of its breathtaking landscapes and incredible adventures. In Maori, it is said mā te wā, which is not goodbye, it is see you soon!

---

---

## Tour details

Departures:	Daily
Tour type:	Nationwide Self Drive
Starts:	Auckland
Finishes:	Queenstown
Tour length:	14
Accommodation:	Motels
Car/transport type:	

---

## Included activities

Includes	Private airport transfers
Includes	Interislander ferry crossing
Includes	Hobbiton Movie Set Tour, Matamata
Includes	Hairy Feet Hobbit Scenic Film Location Tour, Tongariro
Includes	Weta Cave Workshop Tour, Wellington
Includes	LOTR Film Locations Tour, Wellington
Includes	Hobbit Barrel Run Kayak Trip, Marlborough
Includes	Lord of the Rings Edoras full day tour, Christchurch
Includes	Safari of the Scenes Wakatipu Basin tour, Queenstown
Includes	Dart River Wilderness Safari, Glenorchy

---

## Accommodation summary

Day 1	Adina Apartment Hotel Auckland Britomart
Day 2	Adina Apartment Hotel Auckland Britomart
Day 3	Waitomo Caves Guest Lodge
Day 4	Skotel Alpine Resort
Day 5	Adina CityLife Wellington [Formerly Heritage CityLife Wellington]
Day 6	Adina CityLife Wellington [Formerly Heritage CityLife Wellington]
Day 7	Harbour View Motel
Day 8	Terra Vive Luxury Suites and Apartments
Day 9	Terra Vive Luxury Suites and Apartments
Day 10	Mt Cook Motel
Day 11	Scenic Suites Queenstown
Day 12	Scenic Suites Queenstown
Day 13	Scenic Suites Queenstown